

Chapter 1

Gross Domestic Product of SMEs

GDP SMEs in 2015 expanded **5.3%**, in which increasing the SME contribution to **41.1%** of the country's GDP. Those business sectors with the greatest expansion this year were **tourism, construction, the retail and wholesale business, and the transportation and logistics business.**

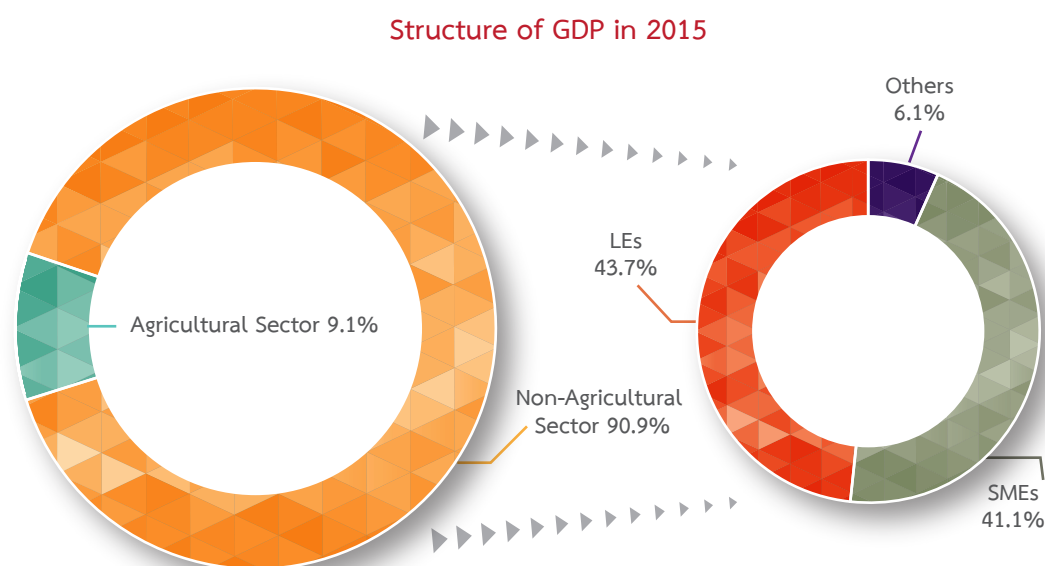
Chapter 1

Gross Domestic Product of SMEs

The overall gross domestic product (GDP) of 2015 expanded 2.8%, an improvement compared to the 0.8% of the previous year owing to the recovering global economic condition, government measures promoting domestic consumption, as well as the tourism sector continuing to grow strongly. 2015 GDP's value stood at 13,533,596 million baht, of which 1,237,309 or 9.1% of the total GDP (a 3.8% contraction), was attributable to agricultural GDP. As regards non-agricultural GDP, this was worth 12,296,287 million baht or 90.9% of the total GDP – an equivalent 3.6% rise.

The GDP value of small and medium enterprises (SMEs) in 2015 was 5,559,534 million baht or 41.1% of the country's GDP whereby the GDP value of SMEs expanded 5.3%, an increase from the 0.4% rise in the previous year. When considering GDP value according to the size of enterprise, it was found that small enterprises (SEs) generated GDP worth 3,938,842 million baht, an increase of 5.7% from the previous year and at a proportion equivalent to 29.1% of the total GDP. Regarding the GDP value created by medium enterprises (MEs) in 2015, this accumulated to 1,620,692 million baht, a 4.3% rise from the year earlier, equivalent to 12.0% of overall GDP.

For the first quarter of 2016, the country's GDP expanded 3.2% and SMEs' GDP rose 5.1% – an increasing proportion to the country's GDP of 42.3%.



Source : The Office of the National Economic and Social Development Board
 Compiled by : The Office of Small and Medium Enterprises Promotion (OSMEP)

Overall Gross Domestic Product (GDP) of Non-Agricultural Sectors Classified by Size of Enterprise

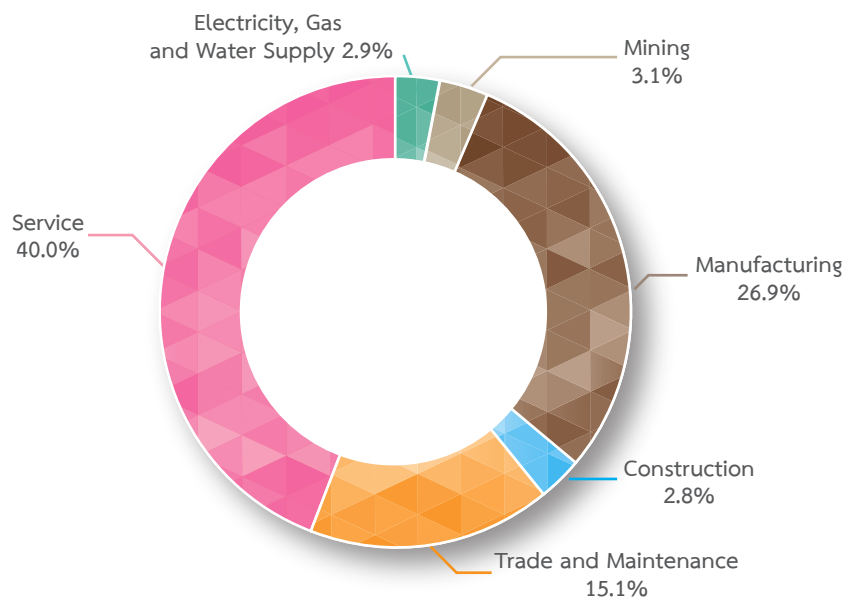
	Small (SEs)	Medium (MEs)	SMEs	Large (LEs) and others	Overall non-agricultural sector
GDP value (trillion baht)	3.94	1.62	5.56	6.74	12.30
Proportion of overall GDP (%)	29.1	12.0	41.1	49.8	90.9
Growth rate (%)	+5.7	+4.3	+5.3	+2.6	+3.6

Source : The Office of the National Economic and Social Development Board
 Compiled by : The Office of Small and Medium Enterprises Promotion (OSMEP)

GDP Structure of the Country's Non-Agricultural Sector in 2015 Categorized by Economic Activity

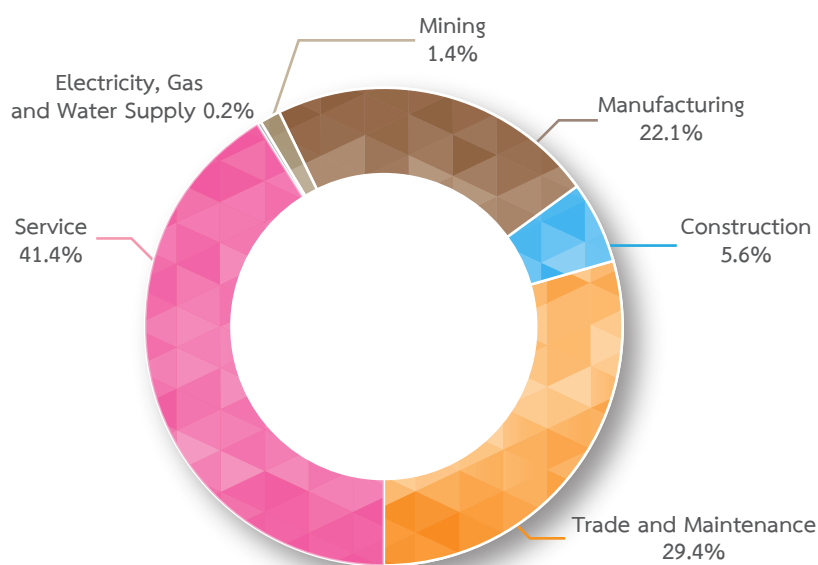
The GDP structure of the country in 2015 as categorized by major economic activity shows that the service sector made the most significant contribution to the economic system at 40.0% of the total GDP.

GDP Structure of the Country's Non-Agricultural Sector for 2015 Categorized by Economic Activity



As concerns the GDP structure of SMEs in 2015, the service sector was still the most important economic activity, followed by trade and maintenance, and the manufacturing sector, accounting for 41.4%, 29.4% and 22.1% respectively.

GDP Structure of SMEs Categorized by Economic Activity for 2015



Overall Gross Domestic Product (GDP) of SMEs Categorized by Major Economic Activity

Economic Activity*	Country		SMEs	
	Proportion to overall GDP (%)	Growth Rate (%)	Proportion to GDP of SMEs (%)	Growth Rate (%)
Manufacturing	26.9	+0.9	22.1	+0.9
Trade and maintenance	15.1	+4.3	29.4	+4.3
Service	40.0	+5.1	41.4	+6.9
Other sectors**	8.8	+6.7	7.1	+12.7

Source : The Office of the National Economic and Social Development Board

Compiled by : The Office of Small and Medium Enterprises Promotion (OSMEP)

Note : * Not including the agricultural sector.

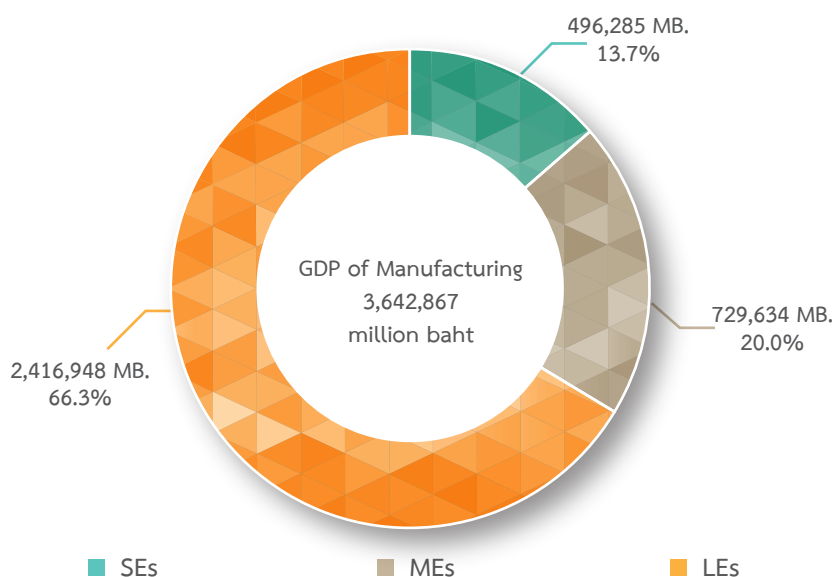
** Other sectors include mining, construction and electricity, gas and water supply.

GDP of Manufacturing Sector

GDP of Manufacturing Sector for 2015 Categorized by Size of Enterprise this number, the GDP value of SMEs accounted for 1,225,919 million baht or 33.7%.

SMEs with the highest GDP value in the manufacturing sector were those in food and beverage constituting a total of 208,624 million baht. Second was the manufacturing of furniture not classified in other categories with the total value of 159,270 million baht, followed by chemicals totalling 150,642 million baht.

GDP of Manufacturing Sector for 2015 Categorized by Size of Enterprise

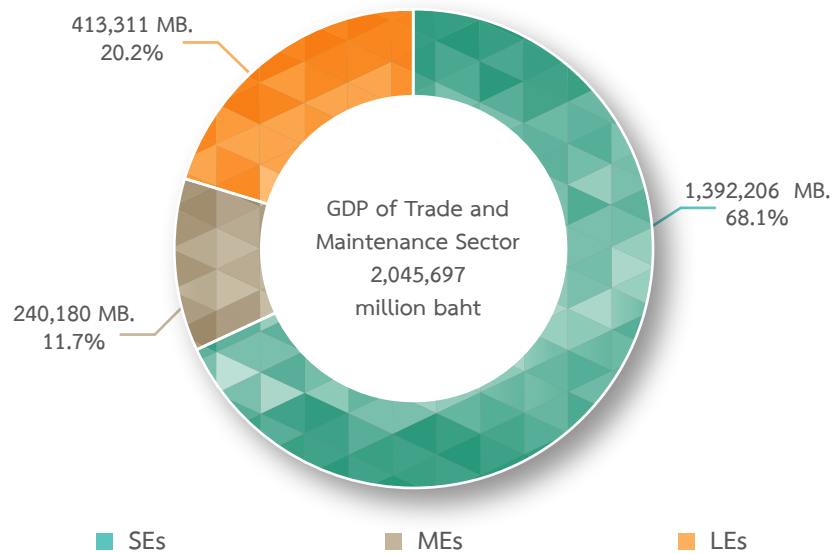


GDP of Trade and Maintenance Sector

GDP of Trade and Maintenance Sector for 2015 Categorized by Size of Enterprise, GDP of the trade and maintenance sector for 2015 accounted for 2,045,697 million baht, 1,632,385 of which was generated by SMEs equaling 79.8% of the total GDP.

The GDP value of SMEs in the wholesale and retail sector totalled 1,473,809 million baht, or 78.2% of the total GDP of SMEs in the wholesale and retail sector. The GDP value of SMEs in the maintenance sector was 158,576 million baht or 98.4% of the total GDP of SMEs in the maintenance sector.

GDP of Trade and Maintenance Sector for 2015 Categorized by Size of Enterprise



GDP of Private Service Sector

GDP of the service sector (private) in 2015 accounted for 4,587,576 million baht, 2,299,546 of which belonged to SMEs, or 50.1%.

SMEs with the highest GDP value in the service sector were those in real estate constituting a total of 878,719 million baht, followed by hotels and restaurants constituting 545,474 million baht, and transport and communication generating a total of 365,828 million baht.

GDP of Private Service Sector for 2015 Categorized by Size of Enterprise

